

Survey Results for CSUEB PreK-12 Professional Education Unit Exit Survey

This East Bay Education Unit (TED, EDLD, EPSY and CSD) survey is used to gather "common" data from it's credential and master's students for programs in Adm Svcs, Curr/ECE, Ed Tech, PPS, Reading, Spec Ed, Speech, and Teaching; programs may optionally include a supplemental exit survey

Included Response Periods: Spec Ed Mild-Moderate Disabilities Spr'14

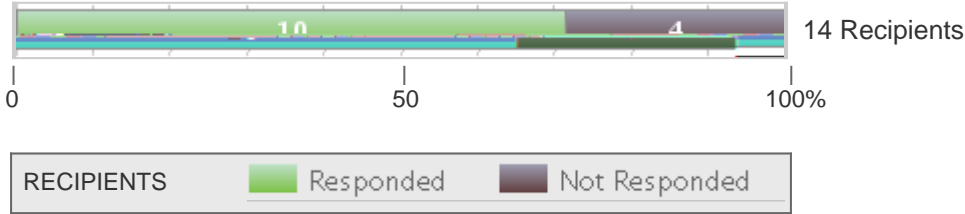
Compare Results By: Course

Included Courses/Organizations: All Courses

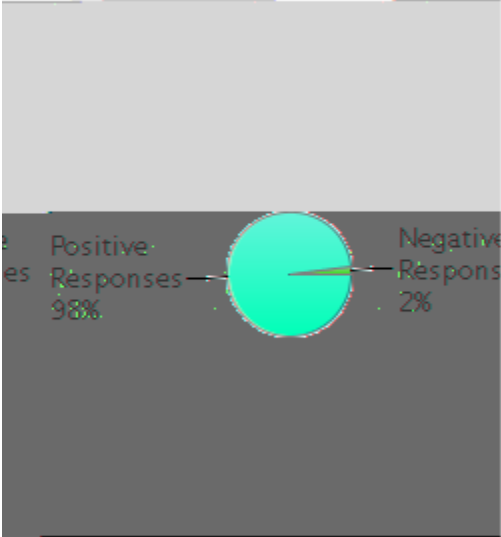
Overall Summary

Total Survey Recipients: 14

Response Rate for Spec Ed Mild-Moderate Disabilities Spr'14



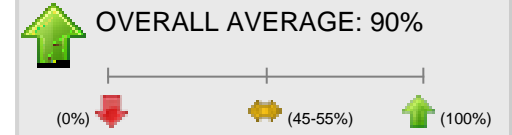
Question Response Summary



Detailed Question Results

1. How well prepared are you to: Provide services that help English Learners succeed?

5. In regards to the professional knowledge and skills you need to be successful, how well prepared are you?



6. Think back to all of your experiences in your Credential/Masters program. How would you rate the program?

